





## EasyStand Zing MPS Support Package Feature Descriptions

| FEATURE                                              | IMAGE                                                                               | DESCRIPTION                                                                                                                                                                                                    | MIN | MOD | MAX |
|------------------------------------------------------|-------------------------------------------------------------------------------------|----------------------------------------------------------------------------------------------------------------------------------------------------------------------------------------------------------------|-----|-----|-----|
| <b>Platform Foot Plate</b>                           |    | Adjustable in height. Foot holders and foot straps can be added for more precise positioning of the feet.                                                                                                      | X   |     |     |
| <b>Foot Holders</b>                                  |   | Attached to platform foot plate, Foot Holders help to secure the position of the feet. Must choose size in drop box.                                                                                           | X   |     |     |
| <b>Foot Straps</b>                                   |  | Attached to platform foot plate, Foot Straps help to secure the position of the feet. Must choose size in drop box.                                                                                            | X   |     |     |
| <b>Multi-Adjustable Footplates with Foot Holders</b> |  | Foot plates are adjustable forward/aft +/- .75" (2cm) +extra 1.5" (3.8cm), plantar/dorsi +/- 20°, toe-in/toe-out, swivel 30° left/right, and in height. Must choose size of Foot Pate/Foot Holder in drop box. |     | X   | X   |



| FEATURE                           | IMAGE                                                                               | DESCRIPTION                                                                                                                                                                                                                                                                                                                                                     | MIN      | MOD      | MAX      |
|-----------------------------------|-------------------------------------------------------------------------------------|-----------------------------------------------------------------------------------------------------------------------------------------------------------------------------------------------------------------------------------------------------------------------------------------------------------------------------------------------------------------|----------|----------|----------|
| <b>Secure Foot Straps</b>         |    | <p>Velcro® and D-ring adjustment holds feet securely in place at ankles and toes with multiple attachment slots for proper foot positioning. Straps are measured in length over top of foot, with approximately 1.5" (4cm) of Velcro® overlap. Must choose length of strap in drop box.</p>                                                                     |          | <b>X</b> | <b>X</b> |
| <b>Calf/Knee Pad with Strap</b>   |    | <p>Gives support from the back of the calf/knee. Adjustable in height and fore/aft. Pad is attached to a 2" (5cm) belt with a D-Ring Velcro closure and provides calf/knee stability for user. For Size 1 frames 4"x10" (10x25cm) pad fits circumference up to 24" (61cm). For Size 2 frames 5.5"x17.5" (14x44cm) pad fits circumference 28"-38" (71-97cm).</p> | <b>X</b> |          |          |
| <b>Multi-Adjustable Calf Pads</b> |  | <p>Great for adapting to knee contractures. Gives support from the back of the calf. Adjustable in height with knee pad and fore/aft 4" (10cm) independently. Must choose inside width of calf pad in drop box.</p>                                                                                                                                             |          | <b>X</b> | <b>X</b> |
| <b>Multi-Adjustable Knee Pads</b> |  | <p>Multi-adjustable knee pads are adjustable in swivel and height +/- .75" (2cm), depth range of 5" (13cm) on size 1 models and 7" (18cm) on size 2 models. Must choose inside width of knee pad in drop box.</p>                                                                                                                                               |          | <b>X</b> | <b>X</b> |

| FEATURE                           | IMAGE                                                                               | DESCRIPTION                                                                                                                                                                                                                                                                              | MIN      | MOD      | MAX      |
|-----------------------------------|-------------------------------------------------------------------------------------|------------------------------------------------------------------------------------------------------------------------------------------------------------------------------------------------------------------------------------------------------------------------------------------|----------|----------|----------|
| <b>Posterior Knee Pads</b>        |    | <p>Provides anterior knee support with the strap and posterior knee support with the pad.</p> <p>Inside width is 3.5" (9cm) or 5" (13cm) for Size 1 MPS. Inside width is 5", 7" (17cm), or 8" (20cm) for Size 2 MPS. Not available with any other knee support options or calf pads.</p> |          | <b>X</b> | <b>X</b> |
| <b>Form to Fit Pelvic Pad</b>     |    | <p>Form to Fit Pelvic Pad is manually adjustable in width to offer custom pelvic support. Must choose size in drop box.</p>                                                                                                                                                              | <b>X</b> |          |          |
| <b>Form to Fit Upper Body Pad</b> |  | <p>Form to Fit Upper Body Pad is manually adjustable in width to offer custom trunk support. Must choose size in drop box.</p>                                                                                                                                                           | <b>X</b> |          |          |
| <b>Planar Pelvic Pad</b>          |  | <p>Cushioned pad covered with Neoprene® provides pelvic support. Must choose pad size in drop box.</p>                                                                                                                                                                                   |          | <b>X</b> | <b>X</b> |


| FEATURE                          | IMAGE                                                                               | DESCRIPTION                                                                                                                                                                                                                                                                                                                                                                                                                                                                     | MIN      | MOD      | MAX      |
|----------------------------------|-------------------------------------------------------------------------------------|---------------------------------------------------------------------------------------------------------------------------------------------------------------------------------------------------------------------------------------------------------------------------------------------------------------------------------------------------------------------------------------------------------------------------------------------------------------------------------|----------|----------|----------|
| <b>Planar Upper Body Pad</b>     |    | Cushioned pad covered with Neoprene® provides upper body support. Must choose pad size in drop box                                                                                                                                                                                                                                                                                                                                                                              |          | <b>X</b> | <b>X</b> |
| <b>Hip Supports</b>              |   | Keeps the hips in symmetrical alignment. Hip supports freely rotate eliminating the need to adjust prior to using leg abduction option. For Size 1: Pad size is 3.5"x3.5" (9x9cm), width is adjustable from 6"-10" (15-25cm) with fore/aft adjustment of 4" (10cm). For Size 2: Pad size is 4.5"x4" (11x10cm), width is adjustable from 7"-13" (18-33cm) OR 12"-18" (30-46cm) with fore/aft adjustment of 4" (10cm). Must choose width adjustment range for Size 2 in drop box. |          | <b>X</b> | <b>X</b> |
| <b>Padded Positioning Straps</b> |  | For Size 1 frame: 5"x8" (13x20cm) pad attached to a 2" (5cm) Velcro® belt with a D-Ring closure fits circumference up to 24" (61cm). For Size 2 frame: 6"x10" (15x25cm) pad fits circumference up to 35" (89cm). Minimum Support Package comes with two Padded Positioning Straps, Moderate and Maximum Support Packages come with one Padded Positioning Strap.                                                                                                                | <b>X</b> | <b>X</b> | <b>X</b> |

| FEATURE                 | IMAGE                                                                                                                                                                                                                                                                                                                                                                                                                                                                                                                                                               | DESCRIPTION                                                                                                                                                                                                                                                                                                                                                                                                                                                                                                                                                                                                                                                                                                                                                                                                                                                                                                                                                                                                                                  | MIN | MOD                                         | MAX                                         |
|-------------------------|---------------------------------------------------------------------------------------------------------------------------------------------------------------------------------------------------------------------------------------------------------------------------------------------------------------------------------------------------------------------------------------------------------------------------------------------------------------------------------------------------------------------------------------------------------------------|----------------------------------------------------------------------------------------------------------------------------------------------------------------------------------------------------------------------------------------------------------------------------------------------------------------------------------------------------------------------------------------------------------------------------------------------------------------------------------------------------------------------------------------------------------------------------------------------------------------------------------------------------------------------------------------------------------------------------------------------------------------------------------------------------------------------------------------------------------------------------------------------------------------------------------------------------------------------------------------------------------------------------------------------|-----|---------------------------------------------|---------------------------------------------|
| <b>Lateral Supports</b> | <p>For Size 1 ONLY – Square Pads:</p>  <p>For Size 1 &amp; 2 – Flat Pads:</p>  <p>For Size 1 &amp; 2 – Curved Pads:</p>  <p>For Size 1 &amp; 2 – Lateral Supports with Elbow Stop</p>  <p><i>Continues on next page</i></p> | <p>Keeps the upper torso in symmetrical alignment.</p> <p>Must choose one option in drop down box:<br/> Lateral Support Pads (Flat Pad 4"Hx6.25"W (10x16cm), Curved Pad 4"Hx6"W (10x15cm) or for SIZE 1 ONLY Square Pad 3.5"Hx3.5"W (9x9cm))<br/> Lateral Supports with Elbow Stop<br/> Elbow Stop and Arm Rest</p> <p>For Size 1 frame the width range between laterals is 7"-11" (18-28cm).</p> <p>For Size 2 frame, the width range between laterals is dependent on the size Upper Body Support Planar Pad that has been chosen.</p> <p>For Lateral Support Pads<br/> Narrow Range= 5"-7"W range w/8"Hx8"W pad, 7"-11"W range w/8"Hx11"W pad, 9"-13" W range w/8"Hx13"W pad. Wide Range=8"-10"W range w/8"Hx8"W pad, 10"-14"W range w/8"Hx11"W pad, 8"-13" W range w/8"Hx13"W pad.<br/> For Lateral Supports with Elbow Stop Range= 7"-11"W Range w/8"Hx8"W pad, 10"-17"W Range w/8"Hx11"W pad, 12"-19"W Range w/8"Hx13"W pad)<br/> For Elbow Stop with Arm Rest Range=10"-17"W Range w/8"Hx11"W pad, 12"-19"W Range w/8"Hx13"W pad.</p> |     | <p style="text-align: center;"><b>X</b></p> | <p style="text-align: center;"><b>X</b></p> |





|  |                                                                                                                                                                                                                                                           |  |  |  |  |
|--|-----------------------------------------------------------------------------------------------------------------------------------------------------------------------------------------------------------------------------------------------------------|--|--|--|--|
|  | <p>For Size 1-Elbow Stop with Arm Rest</p>  <p>For Size 2-Elbow Stop with Arm Rest</p>  |  |  |  |  |
|--|-----------------------------------------------------------------------------------------------------------------------------------------------------------------------------------------------------------------------------------------------------------|--|--|--|--|





| FEATURE                     | IMAGE                                                                                                                                                                                                                                                                                                | DESCRIPTION                                                                                                                                                                                                                                                                                                                                                                                                                                                                                                                                                                      | MIN | MOD      | MAX      |
|-----------------------------|------------------------------------------------------------------------------------------------------------------------------------------------------------------------------------------------------------------------------------------------------------------------------------------------------|----------------------------------------------------------------------------------------------------------------------------------------------------------------------------------------------------------------------------------------------------------------------------------------------------------------------------------------------------------------------------------------------------------------------------------------------------------------------------------------------------------------------------------------------------------------------------------|-----|----------|----------|
| <p><b>Chest Support</b></p> | <p>X-Style: For Size 1 and 2 MPS Frames</p>  <p>Y-Style: For Size 2 MPS Frames ONLY</p>  <p><i>Continues on next page:</i></p> | <p>Provides anterior chest support for user. Upper Body Padded Positioning Strap for Size 1 is 5"x8"(13x20cm) pad attached to a 2"(5cm) Velcro® belt with a D-Ring closure. Fits circumference up to 24"(61cm). For Size 2 6"x10" (15x25cm) pad attached to a 2"(5cm) Velcro belt with a D-Ring closure. Fits circumference up to 35"(89cm).</p> <p>X-Style Chest Vest offered for Size 1 MPS Frames are 9.5"Lx9" OR 11"Lx9.5"W. For Size 2 MPS Frames are 11"Lx9.5"W OR 14.5"Lx10.5"W. Y-Style Chest Vest offered for Size 2 MPS Frames are 17.5"Lx11.5"W OR 20.5"Lx12.5"W.</p> |     | <p>X</p> | <p>X</p> |



|                     |                                                                                                                                                                                                          |                                                                                                                                                                                                                                                                                                                                                                                                                                                                                                                                                                                                                                                                                                              |            |            |            |
|---------------------|----------------------------------------------------------------------------------------------------------------------------------------------------------------------------------------------------------|--------------------------------------------------------------------------------------------------------------------------------------------------------------------------------------------------------------------------------------------------------------------------------------------------------------------------------------------------------------------------------------------------------------------------------------------------------------------------------------------------------------------------------------------------------------------------------------------------------------------------------------------------------------------------------------------------------------|------------|------------|------------|
|                     | Upper Body Padded Positioning Strap:<br>                                                                                | Must choose style and size of Chest Support. Must choose material for vests: Neoprene® with camlock adjustment or Non-Stretch material.                                                                                                                                                                                                                                                                                                                                                                                                                                                                                                                                                                      |            |            |            |
| <b>FEATURE</b>      | <b>IMAGE</b>                                                                                                                                                                                             | <b>DESCRIPTION</b>                                                                                                                                                                                                                                                                                                                                                                                                                                                                                                                                                                                                                                                                                           | <b>MIN</b> | <b>MOD</b> | <b>MAX</b> |
| <b>Head Support</b> | Regular:<br><br><br>Form to Fit:<br> | Regular Head Support cushion is either 5"Hx8"W (13x20cm) or 6"Hx10"W(15x25cm) for Size 1. Depth range is -2.5" (6cm) to +1.5" (4cm) from backrest. Maximum height from top of upper body pad is 8" (20cm). Regular Head Support cushion is either 5"Hx8"W (13x20cm), 6"Hx10"W (15x25cm), OR 7"Hx14"W (18x36cm) for Size 2. Depth range is +1" to -2.75" (+2 to -7cm) from backrest. Maximum height from top of upper body pad is 10" (25cm). Form to Fit cushion size 5"Hx10"W (13x25cm). Depth range is -2.5" (6cm) to 1.5" (4cm) from backrest. Maximum height from top of upper body pad is 8" (20cm) for Size 1 MPS Frame, 10" (25cm) for Size 2 MPS Frame. Must choose style and size in drop down box. | <b>X</b>   | <b>X</b>   | <b>X</b>   |

| FEATURE                                         | IMAGE                                                                               | DESCRIPTION                                                                                                                                                                                                                                                                                                                                                     | MIN      | MOD      | MAX      |
|-------------------------------------------------|-------------------------------------------------------------------------------------|-----------------------------------------------------------------------------------------------------------------------------------------------------------------------------------------------------------------------------------------------------------------------------------------------------------------------------------------------------------------|----------|----------|----------|
| <b>Black Molded Swing Away Tray</b>             |    | <p>Swing-away tray is accessible in all positions. Provides anterior support as user moves from supine to upright &amp; prone positions. Adjustable in depth, height &amp; tray angle, tray swings away from the right or left &amp; can be removed completely. For Size 1, Tray size is 11”Lx19”W (28x48cm). For Size 2, Tray size is 21”Lx24”W (53x61cm).</p> | <b>X</b> | <b>X</b> | <b>X</b> |
| <b>Clear Swing-Away Tray</b>                    |   | <p>Swing-away tray is accessible in all positions and provides anterior support as user moves from supine to upright and prone positions. Adjustable in depth, height and tray angle, tray swings away from the right or left and can be removed completely. For Size 1, Tray size is 11”Lx19”W (28x48cm). For Size 2, Tray size is 21”Lx24”W (53x61cm).</p>    |          |          | <b>X</b> |
| <b>Forearm Wings<br/>(On Size 1 Frame Only)</b> |  | <p>Forearm wings give additional area to rest arms when in standing position for size 1 frames only.</p>                                                                                                                                                                                                                                                        |          | <b>X</b> | <b>X</b> |



| FEATURE                                        | IMAGE                                                                               | DESCRIPTION                                                                                                                                                                                                                                                  | MIN | MOD | MAX |
|------------------------------------------------|-------------------------------------------------------------------------------------|--------------------------------------------------------------------------------------------------------------------------------------------------------------------------------------------------------------------------------------------------------------|-----|-----|-----|
| <b>Forearm Wings</b><br>(On Size 1 Frame Only) |    | Forearm wings give additional area to rest arms when in standing position for size 1 frames only.                                                                                                                                                            |     |     | X   |
| <b>Elbow Pad</b><br>(On Size 2 Frame Only)     |    | Additional padded support surface on tray for size 2 frames only. Overall width 21.5" (55cm), pad extends back 3.75" (10cm) posterior from current tray edge for additional upper body/extremity support. Must choose size of cutout width in drop down box. |     | X   | X   |
| <b>Push Handle</b>                             |  | Makes pushing the stander easier for the caregiver and aids in lifting and lowering the child.                                                                                                                                                               |     | X   | X   |
| <b>Foot Operated Gas Spring</b>                |  | The Gas Spring Lift Mechanism is used to adjust the angle and the position of the stander and is controlled by the Foot Pedal.                                                                                                                               | X   | X   |     |

| FEATURE                                            | IMAGE                                                                               | DESCRIPTION                                                                                                                                                                                                                                  | MIN | MOD | MAX |
|----------------------------------------------------|-------------------------------------------------------------------------------------|----------------------------------------------------------------------------------------------------------------------------------------------------------------------------------------------------------------------------------------------|-----|-----|-----|
| Dual Control - Hand and Foot Operated Gas Spring   |    | The Gas Spring Lift Mechanism is used to adjust the angle and the position of the stander. Dual Control enables position changes by foot pedal and hand control.                                                                             |     |     | X   |
| Mast Receiver with Prone Position Lockout          |    | Mast is the base for positioning options including foot plate, knee supports, pelvic supports, upper body supports, and head supports. The base unit is equipped with a prone position lockout to prevent inadvertently going past vertical. | X   |     |     |
| Mast with Leg Abduction and Prone Position Lockout |   | Mast is the base for support and positioning components and allows for 0-30° of independently adjustable leg abduction. The base unit is equipped with a prone position lockout to prevent inadvertently going past vertical.                |     | X   | X   |
| Gas Spring Lift Lockout                            |  | Locks gas spring in any position from lying down to fully upright and prone positions. Lift Lockout prevents any inadvertent position changes which can be useful if other children are present during standing sessions.                    |     |     | X   |

| FEATURE                                                           | IMAGE                                                                             | DESCRIPTION                                                                                                                                                                                                                                       | MIN      | MOD      | MAX      |
|-------------------------------------------------------------------|-----------------------------------------------------------------------------------|---------------------------------------------------------------------------------------------------------------------------------------------------------------------------------------------------------------------------------------------------|----------|----------|----------|
| <b>Zing Swivel Locking Castors</b>                                |  | Locking castors allow for easier steering and movement of the stander.                                                                                                                                                                            | <b>X</b> | <b>X</b> |          |
| <b>Swivel Locking Castors with one Directional Locking Castor</b> |  | Locking castors allow for easier steering and movement of the stander. The Directional Locking Castor locks the direction of one castor while leaving the other three free to swivel. This feature is very helpful when transporting the stander. |          |          | <b>X</b> |