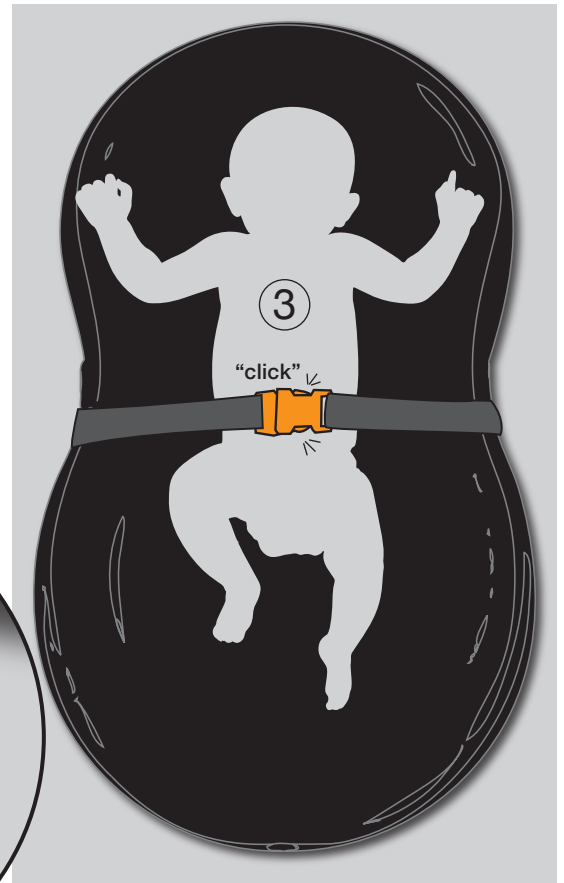
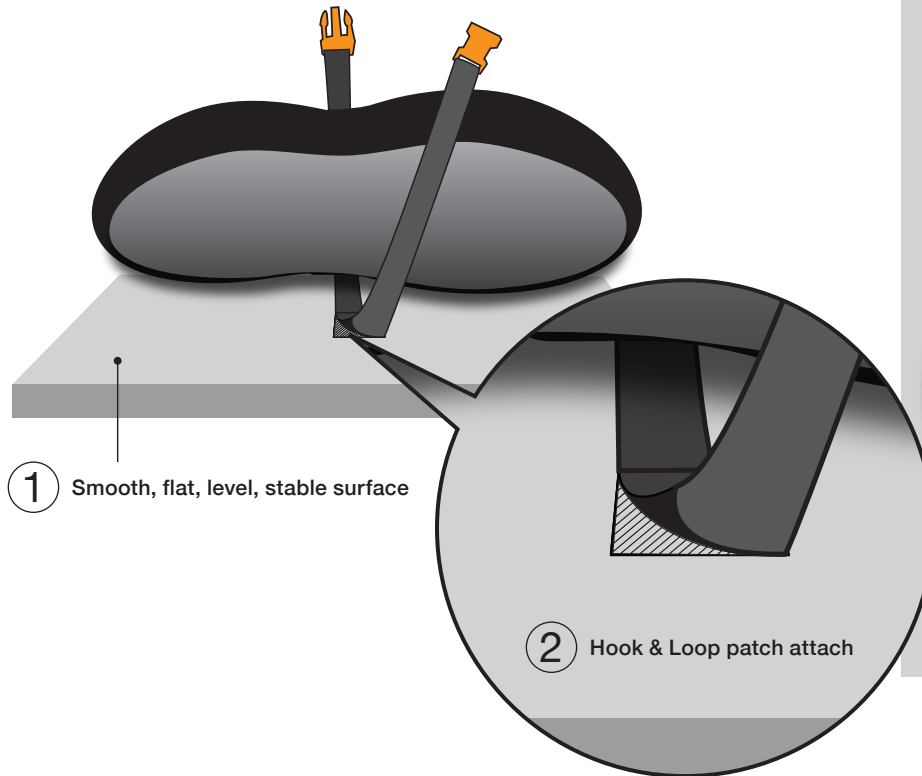




# Peanut Changing Pad

## USER GUIDE

**WARNING:** Read all instructions before use of the Peanut Changer. Keep instructions for future use. Do not use the Peanut Changer if it is damaged or broken. NEVER use the Peanut Changer without the Safety Harness as shown below.



- ① Ensure that the bottom of the Peanut Changer is dry and place Peanut Changer on a smooth, flat, dry surface, preferably the top of a dressing table or bureau, that is at least 31" long by 17" wide.
- ② To secure the Peanut Changer, peel off the protective cover from one side of the Safety Harness hook & loop patch and stick to flat surface of the table top. Check the location of the Peanut Changer, insuring that it fits on the surface completely with no overhang. Press hook & loop patch firmly down onto the surface. Allow the adhered Safety Harness to stay in place overnight prior to using the Peanut Changer for the first time.
- ③ Audible "click" must be heard when securing child into your Peanut Changing Pad.

**CAUTION:** NEVER use the Peanut Changer without the provided Safety Harness. Always gather all your changing needs and have them ready BEFORE placing your child into the Peanut Changer. NEVER lift this product with child in it.

- Hook & loop patch adhesive may cause marring or discoloration of some surfaces. Bergeron By Design is not responsible for any damage to surfaces. Adhesive residue may be removed from the surface using a citrus cleaning solution. Maximum recommended occupant weight is 30 lbs (13.6 kg).
- To ensure safety of child, Peanut Changer must only be used as directed in this user manual, and should never be used with any 3rd-party accessories or components.

## ⚠ WARNING:

**FALL HAZARD:** Children have suffered serious injuries after falling from changing pads. Falls can happen quickly.

- **STAY** within arms reach.

- **ALWAYS** secure this pad to the support surface by engaging the hook-and-loop tabs provided.

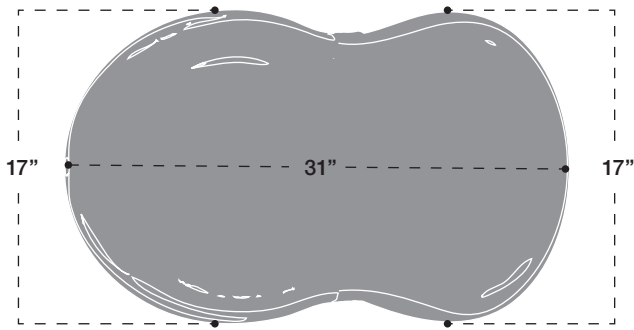
See instructions.

**SUFFOCATION HAZARD:** Babies have suffocated while sleeping on changing pads. Changing pad is not designed for safe sleep.

- **NEVER** allow baby to sleep on changing pad.

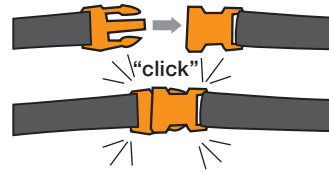
The support surface used should be level, stable, and structurally sound with minimum surface dimensions of 17 inches by 31 inches.

## Specifications

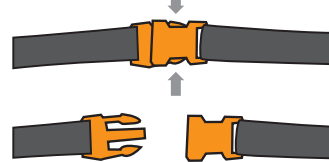


## Use of Safety Harness

Insert tabs to lock



Press tabs to unlock



### Limited Warranty

Bergeron by Design warrants to the original retail purchaser of the Keekaroo® product, that if any part or component proves defective in material or workmanship within five years of the purchase date, the defective part will be repaired, replaced, or refunded at the discretion of Bergeron by Design.

This warranty does not cover normal wear and tear, or damage caused by accident or misuse and only applies in the United State and Canada. Any use of the product outside the US and Canada will void the limited warranty. Users outside the United States and Canada must contact the original retailer for their return or refund policy.

To exercise this limited warranty in the United States and Canada, the user should first obtain a Return Authorization Number from the retailer the Keekaroo® product was purchased from. The product must be delivered with charges pre-paid (UPS recommended) to the factory or to the retailer, together with a copy of the original invoice, the Return Authorization Number and a written description of the problem.

### Cleaning

Periodically wipe clean with a mild detergent, however DO NOT SUBMERGE.

### Product Maintenance

Check Peanut Changing Pad and Safety Harness before each use to ensure that they are in good working condition.

Be sure that both your Peanut Changer and the changing table top are completely dry before placing the Peanut Changer onto the changing table top surface to avoid damage to the top of your changing table.

### Customer Service

Contact your retailer or contact Keekaroo® Customer Service Support directly

Toll Free: 1-800-994-2416

International: 1-315-429-7110

Fax: 1-315-429-8862

Email: [support@keekaroo.com](mailto:support@keekaroo.com)

### Notice

No part of this document may be photocopied, reproduced, or translated to another language without the prior written consent of Bergeron by Design.

Use only Keekaroo® accessories and parts on Keekaroo® products. Keekaroo® parts are not interchangeable with other manufactures' products. Replace any worn parts immediately for safety. © Bergeron By Design.



1-800-994-2416  
15 South Second St.  
Dolgeville, NY 13329

Made In USA

MANPC-ENG-10-23